






### Aerial Installation

Catalog Number	Description	Cable Weight	Shipping Weight	Standard Length*
<b>QR 860 JCA</b> 	offers all of QR's standard construction features	213 lbs/kft (317 kg/km)	290 lbs/kft (432 kg/km)	2700 ft (823 m)
<b>QR 860 JCAM188</b> 	has an integrated figure 8 galvanized stranded steel messenger for self-supporting applications	308 lbs/kft (458 kg/km)	403 lbs/kft (600 kg/km)	2700 ft (823 m)

### Underground Installation

Catalog Number	Description	Cable Weight	Shipping Weight	Standard Length*
<b>QR 860 JCASS</b> 	features CommScope's Migra-Heal® floodant that seals jacket damage to inhibit corrosion	214 lbs/kft (319 kg/km)	291 lbs/kft (433 kg/km)	2700 ft (823 m)
<b>QR 860 2J(MA) CASS</b> 	offers twin polyethylene jackets separated with tough polypropylene tape for extra cut-through resistance	245 lbs/kft (365 kg/km)	304 lbs/kft (452 kg/km)	2700 ft (823 m)
<b>QR 860 JACASS</b> 	features CommScope's Migra-Heal® floodant, a bonded, chrome-plated armor and twin polyethylene jackets for ultimate toughness	393 lbs/kft (585 kg/km)	488 lbs/kft (726 kg/km)	2700 ft (823 m)

\*Longer (and shorter) lengths are available

# QR® 860 Series Cables

## Product Specifications



PODJETJE ZA PROIZVODNJO,  
TRGOVINO, STORITVE IN INŽENIRING  
POD HRUŠEVCO 30, 1360 VRHNIKA  
www.pro-saf.si pro.saf@siol.net

TEL: 01/750 28 28  
FAX: 01/750 28 29

### Physical Dimensions

Component	Inches	mm
Nominal Center Conductor Diameter	0.203	5.16
Nominal Diameter Over Dielectric	0.828	21.03
Nominal Diameter Over Outer Conductor	0.860	21.84
Nominal Outer Conductor Thickness	0.016	0.41
Nominal Diameter Over Jacket	0.960	24.38
Nominal Jacket Wall Thickness	0.050	1.27

### Messenger Version

Diameter of Steel Messenger	0.188	4.78
-----------------------------	-------	------

### Dual Jacket Version

Nominal Jacket Wall Thickness of Outer Jacket	0.031	0.79
Nominal Diameter Over Outer Jacket	1.026	26.06

### Armored Versions

Nominal Diameter Over Corrugated Armor	1.030	26.16
Nominal Armor Thickness	0.010	0.25
Nominal Diameter Over Outer Jacket	1.110	28.19
Nominal Thickness of Outer Jacket	0.040	1.02

### Mechanical Characteristics

Minimum Bending Radius:			
(Jacketed)	7.0 in.	17.8 cm	
(Armored)	9.5 in.	24.1 cm	
Maximum Pulling Tension	450 lbs.	204 kg <sub>f</sub>	
Minimum Breaking Strength of Messenger	(188) 3,900 lbs.	1,769 kg <sub>f</sub>	

### Electrical Characteristics

Capacitance	15.3 ± 1.0 pf/ft	50 ± 3.0 nf/km
Impedance	75 ± 2 ohms	
Velocity of Propagation	88%	

### Maximum D.C. Resistance @ 68°F (20°C)

Copper Clad		
Inner Conductor	0.406 ohms/1000 ft.	1.33 ohms/km
Outer Conductor	0.318 ohms/1000 ft.	1.04 ohms/km
Loop	0.724 ohms/1000 ft.	2.37 ohms/km

### Attenuation [ @ 68° F. (20° C.) ]

Frequency (MHz)	(dB/100 ft)		(dB/100 m)	
	Nominal	Maximum	Nominal	Maximum
5	0.08	0.09	0.26	0.30
30	0.21	0.23	0.69	0.75
45	0.26	0.29	0.88	0.95
50	0.27	0.30	0.89	0.98
55	0.29	0.32	0.95	1.05
83	0.35	0.40	1.15	1.31
108	0.40	0.45	1.31	1.48
150	0.48	0.54	1.57	1.77
181	0.55	0.59	1.80	1.94
193	0.57	0.60	1.87	1.97
211	0.59	0.64	1.94	2.10
220	0.60	0.65	1.97	2.13
250	0.64	0.70	2.10	2.30
270	0.67	0.72	2.20	2.36
300	0.71	0.76	2.33	2.49
325	0.73	0.80	2.39	2.62
350	0.76	0.83	2.49	2.72
375	0.80	0.86	2.62	2.82
400	0.83	0.88	2.72	2.89
425	0.86	0.92	2.82	3.02
450	0.88	0.95	2.89	3.12
500	0.93	1.00	3.05	3.28
550	0.99	1.06	3.25	3.48
600	1.04	1.10	3.41	3.61
750	1.17	1.24	3.85	4.07
865	1.25	1.33	4.10	4.36
1000	1.38	1.44	4.53	4.72

Specifications are subject to change without notice.